

# *Cameras*

The Newsletter of the NIH Camera Club, Bethesda, MD Vol. 61 (3); November 2021



**“Sandhill Crane Feeding”**

**By Michael Tran**

**Topic: Nature**



The NIH  
CAMERA  
CLUB

# November 2021 Table of Contents



CALENDAR OF EVENTS.....	2
INFORMATION ABOUT NOVEMBER MEETINGS (ZOOM).....	3
PRESIDENT'S CHAT.....	4
PSA REP RAP.....	5
MID-ATLANTIC PHOTO VISIONS (MAPV).....	6
OCTOBER COMPETITION WINNERS .....	7-14
COMPETITION TOPICS 2021-22.....	15
JANUARY JUDGE.....	16
DECEMBER EDUCATIONAL OPPORTUNITY .....	17
DECEMBER HOLIDAY PARTY ON ZOOM.....	18
FIELD TRIP UPDATES.....	19
FAMOUS PHOTOGRAPHER SERIES .....	20-25
PSA INFO .....	26
WEBSITE INFORMATION.....	27
BOARD MEMBERS AND MEETING INFORMATION.....	28
MEMBERSHIP APPLICATION AND RENEWAL FORM.....	29

**Monthly meeting dates and topics from website can  
be found here:**

<https://www.nihcameraclub.com/events/>

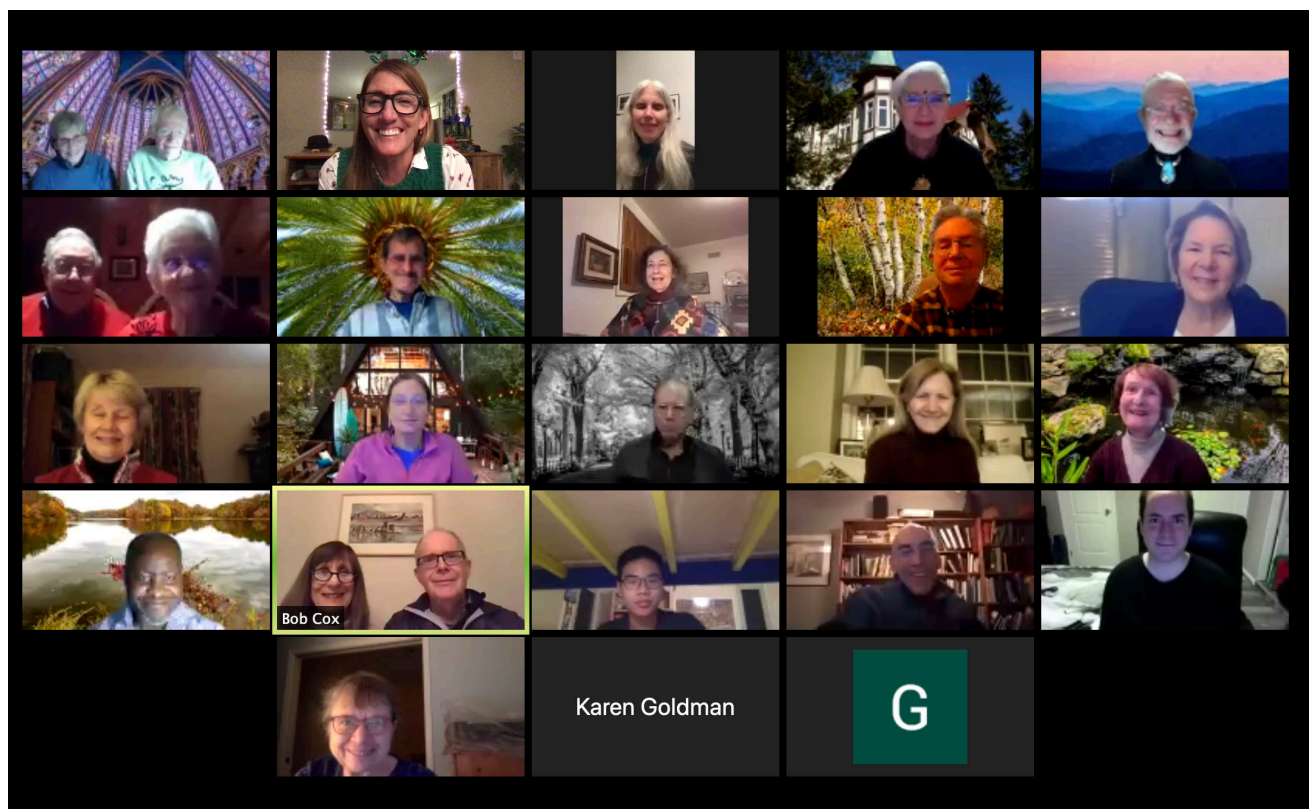
NIH Camera Club Monthly Meeting will be held on  
**December 14, 2021 at 7PM**  
(come early to socialize the room opens at 6:30), on



**Holiday Party - See Page 18 for full description**

A link will be sent a few days ahead of the meeting.  
You do not need a video cam to participate.

## NIH Camera Club 2021






# President's Chat

## November 2021

### By Margaret Sprott



We are approaching the end of a difficult but interesting year. No in-person meetings but we Zoomed ahead anyway. Who could have guessed that Zoom meetings would bring us some nice new members? As we approach the new year, we will have to think about how we meet in the future. Do we go back to purely in-person meetings or find a way to conduct hybrid meetings?

So far, we've managed to stay healthy and I hope we all have a happy, healthy holiday season with lots of great photos of family and friends.

By now you should have read the message **Ann McDermott** has sent about the holiday party and I hope many of you can join us (via Zoom) for that party and have entered the photo you want to share with the group.

I know many of you have good photography knowledge and collections of interesting images. Why not write a column that **Diane Poole**, our wonderful newsletter editor, can include in the newsletter? Think about how useful the columns provided by **Steve Levitas** and **Saul Pleeter** and a few others have been over the years. Such columns are quite useful to novice members and would give you a way to show off your work.

The Mid-Atlantic Chapter (MAC) program meeting was held on November 20<sup>th</sup> and the speakers were interesting and informative. Our own **Jim Turner** spoke about Macro and Close-up Photography and gave great information about depth of field and what lenses and cameras to use. He said he was not a fan of extension tubes but recommended Cambridge in Colour, a website with some very useful information. He showed many of his wonderful photos and there was quite a bit of discussion about how he finds and shoots his bugs.

A former member, Eddie Chang, gave a very interesting description of how he got to the United States and what it is like to be an immigrant. He spoke about how to elevate your skills through photo contests and also about places you can go to photograph that are not too far from home. He showed many photos and described what he had done to make them award winners. He did that by showing the original image and then showing the changes that made them award winners.


**My Phuong Nguyen and Michael Chan**, two other NIHCC members did most of the planning for and running of the meeting and Michael showed images from the MAC 2021 Chapter Showcase which had placed as the First Runner-up in the showcase competition. The NIHCC and some club members were positively mentioned during the meeting.

I look forward to seeing and chatting with you at the Holiday Party and at the educational meeting on December 21<sup>st</sup> when Irene Sacilotto will present "A Passion for Wildlife Photography, the Stories Behind the Images." You can read more about such events by clicking on them under Events when you log-in to the NIHCC website.

Please let me know if you have any questions about our upcoming events or to tell me about changes you would like to see in our club. We can't fix things if we don't know about them.



# PSA Rep Rap November 2021 By Dick Sprott



PSA's Five year membership plan is about to expire. If you want to take advantage of the plan you need to do so before December 31. It will not be renewed. The plan provides that a 5 year digital membership will cost \$180 (\$36/yr.) vs the normal \$225 cost (\$45/yr.) Members who already have a digital membership can extend their membership for 5 more years at this same rate. If you have been thinking about joining PSA, this is the time to do it, and if you are already a member, why not renew this way and save \$45? You can join or renew on line at the PSA website at: <https://psa-photo.org/index.php?join-or-renew-membership>.

In my column last month I mentioned that the Projected Image Division (PID) has the only stated policy about using someone else's art for your photos. It occurred to me afterward that even PSA members are probably unaware of the individual competition opportunities through PID in addition to the club entries in PID club competitions. PSA members can compete in the following ways:

### **PID Individual Competitions Taken from the PSA website:**

The PID Individual Competitions are now open for submission for round 1 of the 2021-2022 competition year. For information PLEASE VISIT -

PID Individual Portrait Competition: <https://psa-photo.org/index.php?divisions-pid-individual-portrait-competition>

PID Individual Creative Competition: <https://psa-photo.org/index.php?pid-individual-creative-competition>

Or email PID Chair, Christine Cope Pence, QPSA, [pid-chair@psa-photo.org](mailto:pid-chair@psa-photo.org)

If you are not now a PSA member this might be another reason to join now.

From time to time I mention PSA Study groups. In study groups as described on the PSA website, "images are submitted on a regular basis and, once they are online, other members critique (and sometimes score) each image, offering tips and techniques to capture the image better and/or post-process the photo and, in some cases, demonstrate the process described on that image. Some study groups provide specially trained commentators who will furnish their critiques as well. We have study groups for those who prefer to work on their images in private and study groups that are completely public for the benefit of member and visitor alike." These are more reasons to join PSA. Margaret and I both are study group members as are several other NIHCC members. I think we all find them very useful and fun as well. However, you do have to be a PSA member to participate. Dare I say "one more reason to join PSA?"

Finally, I should mention that the PSA website will be replaced by a completely new and much friendlier website in December.

# Mid Atlantic Photo Visions Wrap-up November 2021 By Ann McDermott



## We Hope You Enjoyed the Event

Mid-Atlantic Photo Visions took place online November 5th - 7th, 2021. Presentations by **Alister Benn**, **Erin Babnik**, **John Barclay**, **Sarah Marino**, **Angie McMonigal**, **Guy Tal**, and **Kristi Odom** were well received. We hope you were able to register and attend and/or have had a chance to view the recorded sessions. They'll be available for six months.

## Congratulations to NIHCC club members who had images selected to be juried at Mid-Atlantic Photo Visions for 2021!

To view all the wonderful images, visit <https://midatlanticphotovisions.org>

## NIHCC Award Winners

Extra special kudos to **David Terao** who won the People's Choice Award and the Best in Macro category award with his image, "**Jumping Spider in Dahlia**" and **My Phuong Nguyen** who won the Best in Studio category award with her image, "**Twist Ball**" and Best in Wildlife category award with her image, "**Whisper**".

## See you Next Year!

We'll be working behind the scenes to get some great speakers and exhibitors signed up for next year's event, which we hope will be in person. Thanks for your continued support as we moved to a virtual event to keep everyone safe.

We are starting to prepare for the 2022 MAPV Expo and we are in great need of volunteers. Please reach out to your camera club members and encourage them to join our wonderful team of volunteers to help the organization continue to thrive and be successful. It is a very rewarding gift and experience.

To qualify all you need is a "can do attitude"!

We need the following volunteers:

- Vice President
- Secretary
- Marketing Manager
- Vendor Manager



Mid-Atlantic  
**PHOTO**  
**VISIONS**



# Competition Winners November 2021

## Nature



<b>Advanced Digital</b>		
Peter Dunner	Angel Canyon	1
Michael Tran	Sandhill Crane Feeding	2
Doug Wolters	A Graceful Demise	3
Beth Altman	Calla Lily	H
Stan Collyer	The Vagrant	H
Karen Goldman	Bison Wallowing	H
Gary McDavid	Salsify Plant Macro	H
Kay Norvell	Iguana at Rest	H
<b>Advanced Monochrome</b>		
Stan Collyer	Nice Kitty	1
Stan Collyer	Crosseyed Booby	2
Kay Norvell	Mesquite Dunes	3
Nancy Axelrod	Freedom	H
Diane Poole	Torch Lily	H
Doug Wolters	Rose Lily	H
<b>Novice Digital</b>		
Ann McDermott	Canal Heron	1
Robin Downing	Long Horned Sheep in South Dakota	2
Rhina Cabezas	Awakening Lotus	3
Maureen Gardner	Reach	H
<b>Novice Monochrome</b>		
Goutam Sen	Cloud	1
Goutam Sen	Reflection	2
Maureen Gardner	Waiting for Me	3

## Advanced Color



### First Place: “Angel Canyon” By Peter Dunner

I was in the west at national parks and went to do photography at the iconic Angel Canyon. Most shots have a beam of light coming down and they are always blown out and hard to edit. I was looking for something that would give the feeling of the canyon and be easier to expose and edit. The rangers in the canyon will occasionally, for photographers, throw some sand around to get a "sand water fall" as in my picture. I thought it was pretty cool and snapped away, without a distracting beam of light but with another kind of drama.

### Second Place: “Sandhill Crane Feeding” By Michael Tran

A Mother's love is always real love without expecting it in return. This Mother was working hard, searching for food, feeding her chick until it can't take any more. I was watching this family for more than two hours, learned their habitat behavior and loving care on a hot day late April at Florida heat. These big birds are beautiful, lovely and great behavior".



### Third Place: “A Graceful Demise” By Doug Wolters

I love to shoot degenerate tulips. The shapes can be fascinating! This was shot in the field on a windless day, natural light, with a black background, 2.5 sec. at f / 32, ISO 200. Shot with a Canon 5D Mark II and 180mm Macro Tamron lens.







**HM: “Cala Lilly”  
By Beth Altman**

This image was taken a couple of summers ago in Rehoboth. I liked the color and the way the leaves framed the flower.

**HM: “The Vagrant”  
By Stan Collyer**

The term “vagrant” is sometimes used to describe a member of an avian species not commonly seen in a particular area. This painted bunting delighted birders as well as photographers when it decided to come north in the dead of winter, and take up residence along the C&O Canal. The image is deceptive, as it was actually shot from above. I was standing on the towpath, and he was flitting in the underbrush. I should have put the camera on manual focus, to prevent it from locking on nearby twigs. So this was a lucky shot, taken with a 400 mm lens, f/5.6, 1/50 sec, ISO 1600..



**HM: “Bison Wallowing”  
By Karen Goldman**

I was driving at Yellowstone National Park when I came across a herd of bison at a location where they aren’t regularly found. There was no crowd yet, so I took photographs for about an hour and a half. For wallowing, I wanted to be able to catch a bison with its head and feet off the ground, surrounded by dust but not enough to obscure the view of the animal. Nikon D7200, 420 mm, 1/500 sec., f/8, ISO 100.



**HM: “Salsify Plant Macro  
By Gary McDavid**

This was taken in the mountains of Colorado, near Vail. A Salsify plant looks like a giant puff ball. I wondered what it looked like up close. So I took a picture with my 100-400mm lens set at f/141. When you shoot flowers outside it can be windy so my shutter speed was 1/800. I wanted everything sharp, so I used f/16 and ISO 2000.

**HM: “Iguana at Rest”  
By Kay Norvell**



# Advanced Monochrome

## First Place: “Nice Kitty” By Stan Collyer

This tiger was photographed from a safe distance at the National Zoo, using a 200mm lens with a 1.4x extender. She was relaxing in the sun, but fortunately the background was in deep shade, so it was pretty simple to darken it to black. The image was seriously cropped, then processed with Topaz B&W Effects 2, using a setting called Dynamic II Grunge.



## Second Place: “Crosseyed Booby” By Stan Collyer

This blue-footed booby was perched on the side of a cliff in the Galapagos Islands. I was sitting on the edge of an inflatable Zodiac, which made for a challenging experience. Fortunately, my fellow passengers were ready to photograph me if I fell overboard. This was shot at 190mm, f/2.8, 1/320 sec, ISO 400

## Third Place: “Mesquite Dunes” By Kay Norvell





**HM: “Freedom”**  
**By Nancy Axelrod**

In July, during a lull in the pandemic, I ventured out of my condo for the first time since the onset of the pandemic and went to France. This image is of “white” (actually, grey) horses of the Camargue, in Provence France. This is reportedly one of the oldest horse breeds in existence. We were standing in (and sinking into!) a bog as the horses galloped toward us. Getting soaking wet was well worth it! I had to take many shots in burst mode in order to obtain this image with good separation of the horses. Sony a6400 (APS-C) with a Sony 18-105mm lens at 59mm (88mm equivalent), 1/1000”, f/10, ISO 400. Minimal processing in Lightroom, primarily to convert to black and white and to remove dust and water spots that were generated during the shoot..

ISO 400. Minimal processing in Lightroom, primarily to convert to black and white and to remove dust and water spots that were generated during the shoot..



**HM : “Torch Lily”**  
**By Diane Poole**

I took this image of this cool flower in my neighbors yard on my walk one day. It had a lot of background noise, so I cloned and darkened it, I also used a HDR filter on it using PhotoShop. Taken with my iPhone 11.



**HM: “Rose Lily ”**  
**By Doug Wolters**

This was focus stacked in Helicon – a stack of 52 (by turning the lens), shot with a Canon 5D Mark III, Sigma 50mm f/2.8 lens. I really can’t decide which I like better, the color version or this black & white. However, I think the black & white is more dynamic. Cropping in helped increase the drama.



**HM: “Canal Heron”**  
**By Ann McDermott**

I enjoy walking along the C&O Canal and observing nature and wildlife during each season. This photo was taken on one of the first warm days of Spring as the sun was starting to go down.

**HM: “Long Horned Sheep in South Dakota”**  
**By Robin Downing**

The camera club usually has a nature topic each year, so when I saw the beautifully- horned sheep in the Badlands in Sept 2020, I figured I might as well try to get a shot for that inevitable topic. They were pretty tolerant as I chased them while they were on their way through the prairie grass.

Canon 6D Mark II, 300 mm, f/5.6, 1/400 sec..



**HM: “Awakening Lotus”**  
**By Rhina Cabezas**



# Novice Monochrome



**First Place: “Cloud”  
By Goutam Sen**



**Second Place : “Reflection”  
By Goutam Sen**

**Third Place “Waiting for Me”  
By Maureen Gardner:**

Taken this April at McCrillis Gardens in Bethesda.  
1/800 sec., f/4, 54mm, ISO 200



# **January 2022 Judge**

## **Cynthia L. Keith**

### **Topic: Repetition**

*January 11, 2022 -*

Cynthia L. Keith is a native Washingtonian. Her love of photography started in a journalism class at Walt Whitman High School and over the years has led her to scenic locations from Alaska to Maine in search of landscape images. Her specialty is garden landscape photography, a marriage of her vision for the grand landscape and intimate flower portraits.

Cynthia has been a member of the North Bethesda Camera Club since 1992 where she has exhibited, participated in numerous presentations and served on multiple committees. She is a Certified Judge by the Maryland Photography Alliance and a frequent judge at camera clubs in the greater Washington area.

Outside of photography, she has a BA in Music and an MBA from the University of Maryland and holds the Chartered Financial Analyst designation. Cynthia has worked for several financial firms in the Washington, DC area during her career as an investment manager.



# COMPETITION TOPICS AND DEFINITIONS 2021-22



For comments or questions contact  
Margaret Sprott at [margaret.sprott@gmail.com](mailto:margaret.sprott@gmail.com)

Competition Rules for our Club have been updated and can be found here:  
<https://www.nihcameraclub.com/competition-rules/>

## **December** - Holiday Party

**January- Repetition-** Pictures in which an element or a theme is repeated within the frame. The objects or actions that are repeated should be identical or sufficiently nearly identical such that the sense of a repeating activity, pattern, or object is central to the photo. Examples might include architectural elements (such as an Islamic screen), formal gardens with repeating structures, abstracts, or even human activities (such as two people engaged in a very similar action at the same time). The repeating element must be the subject of the image.

**February-Love** - Images that bring to mind or demonstrate love in any of its expressions. For example: romantic love, brotherly or sisterly love, love of country, love of money, love of (or among) animals, and so forth. Be creative and have fun!

**March - Selective Focus** - Pictures in which the viewer's attention is directed to a primary focal point within the image. This is usually accomplished by separating the primary subject from its background or surroundings, as in using shallow depth of field so that only the main subject is rendered in sharp focus.

**April - Abstract** - Qualified entries are non-representational. They may cover any subject matter; any technique or techniques may be used in their creation. The main emphasis is on pattern, texture, tone, form, color, etc. However, abstracts may contain identifiable subject matter as a minor element. An abstract image may be "found", like a certain paving pattern, or "created," like smoke wisps or light painting.

**May - Wide Angle** - Images that have a wider view (roughly 65 degrees or more) than our normal view (roughly 50 degrees). Technically, images taken with lenses with focal lengths less than 50 mm for 35 mm cameras or the equivalent lenses for other formats and sensors.

## **June - End of Year Party-TBA**




# Educational Night: December 21, 2021 at 7pm on ZOOM

## *A Passion for Wildlife Photography, the Stories Behind the Images - Irene Sacilotto*

This talk is based on my more than 35 plus years' experience photographing wildlife and covers the requirements, strategies, techniques, and equipment required to capture engaging images of animals in their natural habitat. Included is information on lighting and composition, plus locating, attracting, and approaching wildlife. The program is interwoven with some entertaining stories behind some of the images.

For more than 35 years, I have shared my photographic experiences and love of nature with thousands of individuals through more than 300 photo classes, workshops, lectures, and tours in both the U.S. and abroad including Kenya, Iceland, Newfoundland, the Falkland Islands, the Brazilian Pantanal, South Dakota Badlands, Bosque del Apache, Chincoteague NWR, Tangier Island, etc. Program sponsors have included zoos, nature centers, camera clubs, and conservation organizations such as National Wildlife Federation and the Assateague Island Alliance. For many years, I have taught photography classes at Johns Hopkins University and other educational institutions and have written "How To" articles on nature photography for national publications such as **Outdoor Photographer and Birding**. My images have appeared in magazines, calendars, and books published by National Wildlife Federation, Natural History Society, Audubon, and Sierra Club. Credits include the book, "**Chincoteague National Wildlife Refuge, an Ecological Treasure.**"





Because last year's Holiday Party went so well, we will definitely have a Zoom meeting on **Tuesday, December 14<sup>th</sup>, 2021** which will be similar to last year's party.

If you plan to attend this meeting, please send one image that you would like to share with the club. Enter it as usual on the NIHCC website in **“Competition” called “Holiday Party” for December 14.**

Be sure to have your favorite beverage and snacks in view during the meeting.  
Planned Schedule

1. You will be able to log in at 6:30 PM and members can chat with each other.
2. At 7 PM the meeting will start.
3. Karen Goldman - "Yellowstone and Grand Teton National Parks, Summer 2021: Natural Beauty Marred by Wildfire Smoke and Drought" (5-10 minutes)
4. Gosia Klosek will show pictures of Eastern Orthodox churches in eastern Poland (5-10 minutes).
5. Dick Sprott will talk briefly about the PSA Photo Festival in Rapid City, OK (unless there are other people who would like to present a trip)
6. New members will be given an opportunity to introduce themselves.
7. Quentin Fisher will show each image that was entered and the maker will briefly comment about the image.
8. Continue to chat and talk about holiday plans, possible vacation plans, or anything else you want to talk about.

If any of you want to give a brief slide-show, please contact Margaret Sprott by 11/30 and the schedule will be amended.

For questions contact Margaret Sprott ([margaret.sprott@gmail.com](mailto:margaret.sprott@gmail.com).)

# Field trips update: November 2021

Brenda Benson

The Field Trip report is short and sweet this month.

**In the works:** I am planning our next field trip to highlight repetition found in architecture for the January competition theme. There are many buildings and monuments around the National Mall that display different forms of repetition. For example, at the World War II Memorial, compare the repeating freestanding columns seen in the Atlantic and Pacific Pavilion Pillars to the Field of Stars. These offer distinct recurring themes. Look for an announcement soon for a December 11th Field Trip.

**Call for volunteers:** We still need another committee member to ensure continuity in the field trips. Please email Margaret and I.



# Famous Photographers

## By Stephen Levitas

#66 November 2021 Cameraderie

Wynn Bullock (1902-75)



Wynn Bullock was a polymath (a person of wide-ranging knowledge or learning) to a greater degree than any other photographer I have studied for these articles. Here are some comments about him and by him (in quotes) from the Wikipedia article:

A lifelong learner, he also read widely in the areas of physics, general semantics, philosophy, psychology, eastern religion, and art. Studying the work of such people as Albert Einstein, Korzybski, Alfred North Whitehead, Bertrand Russell, Lao Tzu, and Klee, he kept evolving his own dynamic system of principles and concepts that both reflected and nurtured his creative journey.

“Light to me is perhaps the most profound truth in the universe. My thinking has been deeply affected by the belief everything is some form of radiant energy.”

In the mid-1950s, Bullock's artistry came into the public spotlight when Edward Steichen [#9, Sept. 2013] chose two of his photographs to include in the 1955 The Family of Man exhibition [#22, Sept. 2017] at the Museum of Modern Art. At the Corcoran Gallery in Washington, DC, his photograph "Let There Be Light," was voted the most popular of the show. The second, "Child in Forest," became one of the exhibition's most memorable images. By the end of that decade, his work was being featured in many exhibitions and publications worldwide.

Here is the Wikipedia article link:

[https://en.wikipedia.org/wiki/Wynn\\_Bullock](https://en.wikipedia.org/wiki/Wynn_Bullock)

Here is the Wynn Bullock Family Photography website, below. Have a look—there are many galleries to view.

<http://www.wynnbullockphotography.com/>

Bullock trained in voice and for a time was a professional singer. Later, he took up photography. He was close friends with Ansel Adams (#12, Mar. 2014) and many other photographers of the time. Adams had trained as a concert pianist before he became a naturalist and photographer. What an evening they might have had together at parties of friends, with Bullock singing and Adams playing the piano! To find out if this had ever happened, I wrote to the wynnbullockphotography website and asked just that. Here is the email answer I received from Wynn Bullock's daughter, Barbara Bullock-Wilson:

Dear Stephen –

Thank you for your inquiry about Ansel Adams and my father Wynn Bullock. The two men were indeed good friends and did several significant things together. As photographers they worked together, with other photographic colleagues, to found Friends of Photography in Carmel (Dad served as an inaugural trustee and was the organization's first exhibition chair); Ansel wrote the introduction to Dad's one and only black-and-white portfolio and helped market it (I have attached a copy of the Introduction); and they were two of the five photographers whose archives established the Center for Creative Photography at the University of Arizona in Tucson (the other three were Harry Callahan, Aaron Siskind, and Frederick Sommer [future articles likely]).

As friends, they did share a love of music. In the last year of Dad's life, Ansel would visit and occasionally bring favorite recordings which they would listen to together. They would reminisce about their histories and experiences as musicians. After Ansel moved to the Monterey Peninsula in 1962, it is possible that they might have made music together, but I don't know of any specific instances when that happened. In 1962, Dad would have been 60 and, although he sometimes sang in the darkroom and at Christmas around the family piano, I don't believe he sang at social gatherings – either with or without Ansel. Ansel was a much more gregarious person than Dad and it is documented that he did play the piano at social gatherings in his home, but I don't recall ever hearing about or personally experiencing the two making music together. That doesn't mean that it couldn't have happened, I just don't have personal knowledge of it.

If you have any further questions or would like more information about Bullock photography, please don't hesitate to contact me again.

All the best,  
Barbara

Barbara Bullock-Wilson, Managing Member  
Bullock Family Photography LLC

And here, below, is the copy of Ansel Adams's introduction to Wynn Bullock's book that Barbara Bullock-Wilson attached to her email to me:

#### INTRODUCTION TO WYNN BULLOCK PORTFOLIO

The beauty of the world results in a constant vibration of the spirit: the Shapes of nature – through the magic of art – become the Forms of the imagination. Photography clarifies the experience of this transition from Shape to Form as perhaps no other medium can do. There is always a relationship with reality, or actuality, or however we wish to define the world about us. On this relationship we can create marvelous constructions of perception and clarification – and of communication.

Photography evokes many words and many “explanations”. It does not require such if the statement is clear and the message resonant. When I look at a Wynn Bullock photograph I am moved aesthetically and spiritually. I do not need interpretations, nor do I wish to compose any for others. The photographs stand clear in their own beauty. They belong to us and they are a precious heritage for the future.

As a photographer and colleague I am thankful Wynn is living and working in our time. His eye has sharpened mine. His sympathies and empathies with the world have strengthened mine. His spirit shines through everything he does; he will not contrive to be fashionable or obtuse, nor does he seek popularity or praise. In this respect he is indeed a rare person.

Because of Wynn Bullock's work I understand more of photography, more of art, and more of the human spirit.

ANSEL ADAMS  
Carmel, September, 1973

Here are Bullock's two *The Family of Man* images.

Let There be Light 1954



This appeared on *The Family of Man* book title page. It demonstrates Bullock's view that light is the elemental stuff of the universe. The title, "Let There be Light," was chosen by The Family of Man exhibition curator Edward Steichen.

Child in Forest 1951



This appeared on *The Family of Man* book prologue page. Bullock's only two images in The Family of Man exhibition and book turned out to be two of the most prominent and famous of the exhibition and book.

The Pilings, 1958



This is an interesting mixture of human-made structures and a natural effect. I paired it with the following image because both treat of “erosion,” although different subject matters.

Erosion, 1959



This is eroded earth, but there is, I think, deliberately no sense of scale, which universalizes the subject. In addition, it resembles organic forms, further suggesting universalization.



Bullock did significant color work, expressing his concept of light as the basis of all existence. Here are a couple of samples. I don't know how he produced these.

Color Light Abstraction 1075 (Early 1960s)



Color Light Abstraction 1071 (1960)





<https://psa-photo.org/>

## SPECIAL MEMBERSHIP OFFER

**5** **Five-Year Reduced-fee Membership Promotion:**  
**PSA Membership \$36 per Year**

### Give the Gift of PSA

Do you know someone who is interested in photography?  
The 2021 Five-Year Membership is the perfect gift.  
You will see their photography activity grow as  
they will enjoy your gift for a long time.

Digital Membership for New or  
Renewing members: SAVE \$9 per year,  
\$45 over five years, one year free!



If you have acceptances in PSA-recognized Exhibitions and want PSA Distinctions, but are not a PSA member; join with the 2021 5-year membership promotion and use the **PSA Buy Back program** (\$25 per year) to use acceptances prior to joining PSA: <https://psa-photo.org/index.php?new-member-stars-buy-back> If you are re-joining PSA, use the 5-year membership promotion and the **PSA Bridge Buy Back program** to pay for membership gaps and use acceptances earned during those years: <https://psa-photo.org/index.php?bridging-buy-back>

## UPCOMING PSA EVENTS

**SAVE THE DATE!**  
**2022 Photo Festival is in**  
**Colorado Springs, Colorado**  
**SEPTEMBER 21 - 24, 2022**

The NIH  
CAMERA  
CLUB



## Register on the NIHCC Website

Our Webmaster Jim Turner is working very hard to make our website awesome. If you haven't registered yet, please do! If you have any questions about the way things work, please feel free to e-mail Jim and he will be able to help you with the easy process.

<http://www.nihcameraclub.com>



## Silver Spring Camera Club

You might be interested to see what our sister club, the Silver Spring Camera Club, is up to! Here is a link to their site. They also publish a newsletter, Cable Release, and it is available here.

<http://www.sscphotography.org/>



A Proud Member of the



**Maryland  
Photography Alliance**

<https://www.mdphotoalliance.org/>

## Club Officers and Committees

**President:** Margaret Sprott  
**Vice President:** Cathrine Sasek  
**Secretary:** Gosia Klosek  
**Treasurer:** Stan Collyer  
**Program Chair:** Cathrine Sasek  
**Education, Workshop:** Cathrine Sasek  
**Field Trip Chair:** Brenda Benson  
**Digital Czar(s):** Quentin A. Fisher, Dale Lewis  
**Social Chair:** Suzanne Dater  
**Membership Coordinator:** Karen Goldman  
**Nominating Committee Chair:** Stan Collyer  
**Communications Director:** Ann McDermott  
**PSA Rep:** Dick Sprott  
**Mid Atlantic Photo Visions:** Ann McDermott  
**Alternate:** **Vacant**  
**Maryland Photography Alliance:** Diane Poole  
**Editor:** Diane Poole  
**Webmaster:** Jim Turner  
**Web Address:** <http://www.nihcameraclub.com>

**This newsletter is published monthly by the National Institutes of Health Camera Club, Bethesda, MD.**

**You may now apply for, or renew, membership online at <https://www.nihcameraclub.com/about-us-2/become-a-member/>.**

**You'll be directed to pay via PayPal (you don't need a PayPal account).**

**Or you can complete the membership form attached to this newsletter (also found online). Please sign and mail it along with your check, to the Treasurer at the address shown on the form.**

**Please note that you must be a member to compete in monthly competitions.**

**You do not have to work at NIH to join the club.**

## Meeting Location

**During Covid 19 times; Moving forward**

**A ZOOM link will be sent a few days ahead of the meeting. You do not need a video cam to participate.**



***Competition Night: Second Tuesday of the month***

---

The purpose of the NIH Camera Club is to encourage its members to increase their knowledge, skills, and enjoyment of photography by holding meetings, classes, lectures, and demonstrations of the various phases of photography, and conducting workshops, photographic competitions, and other photography related activities. **Membership is open to all, not just NIH employees.**

---

---

© NIH Camera Club and its Contributors.

The contents of *Cameraderie* are copyrighted. No material herein may be reproduced in any manner without the written permission of the Editor or the material's author.

# MEMBERSHIP APPLICATION and RENEWAL FORM

National Institutes of Health Camera Club  
(NIHCC)

Membership in the NIH Camera Club historically consisted of current and former NIH employees and their families. The club is now open to anyone who has an interest in photography. The Treasurer collects Camera Club dues by September.

DATE: \_\_\_\_\_

NAME : \_\_\_\_\_

ADDRESS : \_\_\_\_\_

PHONE #: HOME \_\_\_\_\_ CELL \_\_\_\_\_

E-MAIL ADDRESS \_\_\_\_\_

\*\*\*\*\*

ANNUAL DUES (please check the appropriate line):

\$\_\_ Single membership: **\$50**

\$\_\_ Family membership (Family members in same household): **\$75**

AMOUNT PAID \$ \_\_\_\_\_ Cash \_\_\_\_\_ Check# \_\_\_\_\_

\*\*\*\*\*

MAKE CHECKS PAYABLE TO: NIH Camera Club

SEND TO: Stan Collyer, Treasurer

701 King Farm Blvd.

Apt. 522

Rockville, MD 20850

Email: [sccollier@aol.com](mailto:sccollier@aol.com)

\*\*\*\*\*

Please indicate how you would like to be involved in NIH Camera Club activities:

----Program Committee

----Membership Committee

----Social Committee

----Publicity Committee

----Field Trip Committee

----Newsletter Committee

----Workshop and Education Committee

----Website Committee

\*\*\*\*\*

\*\*\*

WAIVER

I hold the NIH Camera Club (NIHCC) and each member of NIHCC, individually and collectively, blameless for any injury that may occur to me or my guests, or my property while participating in any NIHCC activity or event.

\_\_\_\_\_  
Print Name

\_\_\_\_\_  
Signature

\_\_\_\_\_  
Date